

Family Courts of Jamaica
The Chief Justice's First Quarter Statistics Report
(Corporate Area Family Court, the Trelawny Family
Court and the Western Regional Family Courts)

	JANUARY TO MARCH HIGHLIGHTS	
	<u>2021</u>	<u>2020</u>
Gross Case Clearance Rate (%)	111.61	105.61
Net backlog rate (%)	8.97	10.12

Prepared by: The Court Statistics Unit with the support of the IT Unit, Supreme Court of Jamaica Kings Street, Kingston.

TABLE OF CONTENTS

Chief Justice’s Message.....	3
Executive Summary	3
Introduction.....	6
Methodology.....	8
Chapter 1.0: The Corporate Area Family Court.....	10
Chapter 2.0: The St. James Family Court.....	52
Chapter 3.0: The Westmoreland Family Court.....	57
Chapter 4.0: The Hanover Family Court	63
Aggregate case activity summary.....	73
Conclusion.....	74
Glossary of Terms	76

Chief Justice's Message – Family Court – first quarter 2021

I wish to express my gratitude to Dr. Denarto Dennis and the Statistical Unit for producing this report. Since 2016 there has been a steady expansion of the number of reports covering different courts in our judicial system. The significance of this cannot be overstated. It is increasingly recognized that without reliable statistics it is difficult for courts to plan effectively.

This report highlights the importance of data. It shows that the Family Courts are performing creditably in the midst of a pandemic. They are delivering services in far from ideal physical and technological conditions. The gross clearance rate for this quarter of 111.61%, that is, the Family Courts generally are disposing of more cases than are entering those courts. In particular, the Family Courts of the Corporate Area (138%), Hanover (112.05%), and Westmoreland (108%) are clearing the backlog incrementally. St James (100%) is keeping pace with incoming cases but not disposing of the backlog while Trelawny (87.10%) is lagging.

Before this report the data showed that Hanover, Westmoreland, and St James, which together make up the Western Regional Family Court, can now be separated and operated as stand-alone Family Courts. This will be pursued actively in the coming months.

To improve the quality of customer service, there has been significant investment in customer service training. The expectation is that the Family Courts will increase efficiency as well as courtesy thereby enhancing the experience of our stakeholders.

Bryan Sykes OJ, CD
Chief Justice

Executive Summary

The specialized family courts in Jamaica continued a trend of excellent output in the first quarter of 2021 and in so doing is poised to make a strong contribution towards the realization of several key quantitative targets set out by the Honourable Chief Justice as part of the objective for the Jamaican judiciary to become one of the best performing court systems in the world over the next few years. Accomplishing such a goal will pivot the court system more firmly towards inspiring public confidence and in contributing immensely to creating the environment for business, investment and broader economic buoyancy.

There were 2058 new cases filed at the five specialized family courts included in this report, namely the Corporate Area Family Court, Trelawny and the three Western Regional Family Courts of St. James, Hanover and Westmoreland. The St. James location accounted for the largest share of these new cases filed with 642 or 31.20%, followed by the Corporate Area with 522 or 25.36% and Westmoreland with 428 or 20.80%. The Family Courts of Hanover and Trelawny with 12.10% and 10.54% of the new cases filed in the quarter accounted for the lowest shares. The Corporate Area Family Court accounted for the largest share of cases disposed in the quarter, followed by St. James and Westmoreland.

On the matter of the case clearance rate which is one of the most critical measures of court performance, from which several metrics stem, the Corporate Area Family Court was the leader for the quarter, netting an impressive 138.12%, followed by the Hanover Family Court with 112.05%. The Westmoreland and St. James Family Courts rank next, both registering case

clearance rates of over 100%, with 108% and 100% respectively. The Trelawny Family Court with a rate of 87.10% rounds off the list.

The estimated net case backlog rate across the specialized family courts is computed to be around 8.97%, which is 3.97 percentage points above the maximum targeted figure set out by the Chief Justice. A net case backlog rate of 5% or less is highly desirable and reflective of court operating at near optimality in its movement of cases. At the current impressive rate of case clearance, it is anticipated that the family courts will be able to achieve a net case backlog rate of under 5% within the next 12 months.

The Family Courts as a whole continue to face challenges with delay factors such as the absenteeism of applicants and respondents for hearings as well as due to outstanding DNA results, among other factors. Strengthening the case management apparatus of these courts as well as greater levels of cooperation and efficiency from external parties and stakeholders will be useful in reducing the general incidence of delays going forward.

Aggregate case flow performance estimates for the first quarter ended March 31, 2021

Family Court	Number of new cases	Gross Number of disposed cases	Gross number of Inactive cases	Weighted Average Case Clearance Rate (%)
Corporate Area Family Court	522	658	63	138.12
Hanover Family Court	249	266	13	112.05
St. James Family Court	642	615	27	100.00
Westmoreland Family Court	428	440	26	108.88
Trelawny Family Court	217	154	35	87.10
Total/Weighted Average	2058	2133	164	111.61

The above table provides a summary of aggregate case activity across the featured specialized Family Courts in the first quarter of 2021. It shows that a total of 2058 new cases were filed in these courts, while 164 became inactive and 2133 were disposed, leading to an estimated weighted case clearance rate of 111.61%. The Corporate Area Family Court recorded the highest overall weighted case clearance rate among the featured courts with 138.12%, followed by the Hanover Family Court with 112.05%.

Introduction

In recent years, an electronic data capture system has been implemented in the specialized Family Courts of the Corporate Area and the Western Regional Family Courts (comprising St. James, Westmoreland and Hanover) to promote efficient data collection and statistical reporting as well as improved case management practices. The system, now nearly perfected, is the foundation for the production of this statistics report on these specialized Family Courts, detailing a range of case related activities in the first quarter of 2021. The specialized family courts are quite unique within the Jamaican court system, carrying out an array of functions on daily basis – in many ways functioning as a ‘one-stop shop.’ Among the primary functions carried out are on site counselling, filtering matters to offsite counselling locations, extensive open court hearings and adjudication and facilitating wide-ranging operational logistics involving the collection of payments and pay-outs for matters such as maintenance. The specialized Family Courts also tends to a number of distinct case types/macro business units, namely criminal, civil, domestic violence, family which includes maintenance, custody, adoption, declaration of paternity, guardianship and child welfare which includes childcare and protection and uncontrollable child. The criminal division and child welfare together make up the primary activities in the Children’s

Court. This report primarily focusses on open court activity for the named specialize courts. According to the Judicature Family Court Act, the primary purpose of the Family Court is to prevent the breakdown of families and where this may be unavoidable to ensure that the welfare of its members and in particular children is safeguarded. The plethora of functions, both judicial and administrative which are performed by the Family Courts are therefore not surprising. In explaining the structure of the handling of family matters in the Jamaican court system, the Judicature (Family Court) Act of 1975 outlines that:

Matters concerning the family of which our statute laws take cognizance are adoption, custody, maintenance, affiliation, juveniles in need of care and attention, juvenile offenders and divorce...the Resident Magistrate's Court (now parish courts) have jurisdiction in adoption, maintenance and affiliation. These courts along with the Supreme Court hear and determine matters relating to custody and guardianship. The law relating to juveniles in need of care and protection and to offending juveniles is principally administered by the Juvenile Courts, whilst the Supreme Court exercises exclusive jurisdiction in divorces.

The Family Courts are indeed an important part of the fabric of the justice sector and nation building and statistical reporting of this nature will contribute positively to the productivity of this court and improve the public's understanding and appreciation of its role and provisions. Together, these throughputs will redound to the benefit of the Jamaican society in both the long and short runs. It of note that the newly formed specialized Family Court in Chapleton, Clarendon are not included in this report but will appear in later reports in future reports.

Structure of Report

This 2021 first quarter statistics report is subdivided into four primary chapters, the first focussing extensively on open court operations at the Corporate Area Family Court, followed by summary

measures on the three specialized family courts in the Western Region, namely St. James, Westmoreland and Hanover and also the Trelawny Family Court.

Disclaimer

The numbers that are reflected in the case activity summary in the annual report may vary slightly from those quoted in the individual quarterly reports throughout the year due to occasional constraints with timely access to all records and other mitigating factors. Methodological adjustments may also result in slight variations in comparative figures across periods.

Methodology – Generating Court Statistics in Jamaica

Guaranteeing the reliability and validity of the data used to produce the periodic statistical reports for the Jamaican Courts is of utmost importance as we seek to produce a data driven enterprise for policymaking and operational decisions. As a result, a robust and verifiable system of data production has been created in both the parish court and the Supreme Court jurisdictions. At the parish courts, a data capture system for criminal matters, called the CISS (Case Information Statistical System) has been operational in several courts for the past 3-5 years. This system captures a wide range of data on the progression of criminal cases from initiation to disposition and is manned by at least one dedicated Data Entry Officer Statistical Officer in each court. These officers update the system on a daily basis so that the data produced is as close as possible to real time. The electronic data sheets for each parish court are then validated and backed-up to the network at the end of each month and the data submitted to a centralized, secure medium for processing by the Statistical Unit of the Supreme Court. A data validation mechanism is in place to periodically sample case files in all parish courts and the Divisions of the Supreme Court.

A representative sample of case files are taken in each case and crosschecked against the electronic data to detect and eliminate errors of omission and commission.

The Court Statistics Unit at the Supreme Court produces various quarterly and annual court reports which are published on the websites of the Supreme Court and the Parish Courts; however, interim data required by stakeholders may be requested through the Office of the Chief Justice.

Chapter One: Case Activity in the Criminal Section

Case Activity in the Criminal Division (A Division of the Children's Court)

Section 1.0: An analysis of Criminal Case Activity in the Family Courts in the first quarter of 2021

This chapter of the document will examine a range of output and performance measurements for criminal matters in the Family Court for the first quarter ended March 31, 2021. Such will involve analyses of caseload, case type distribution, case clearance rates and disposal rates as well references to the case backlog rate and on-time case-processing rate among other metrics.

Table 1.0a: Sampling distribution of the status of charges handled at the Corporate Area Family Court in the first quarter ended March 31, 2021

Number of charges handled	Number of active charges	Number of disposed charges	Number of inactive charges
295	203	82	10

The above table shows a sampling distribution of 295 criminal charges that were handled at the Corporate Area Family Court in the first quarter of 2021. A decrease of 180 charges or 36.36% when compared to the 475 charges recorded in the first quarter of 2020. At the end of the quarter, 203 matters or 68.81% were still active. A matter is considered inactive when no future court date is set, as is typically the case with warrant matters. 10 or 3.39% of these charges originating was inactive at the end of the first quarter, while 82 or 27.80% were disposed.

Table 1.0b: Sampling distribution of the status of cases handled at the Corporate Area Family in the first quarter ended March 31, 2021

Number of individual cases filed	Number of active cases	Number of cases disposed	Number of cases inactive
165	112	46	7

The above table provides a sampling distribution of the case activity corresponding to the charges in the previous table. A sample of 165 criminal cases handled at the Corporate Area Family Court in the first quarter of 2021 is shown, 151 or 47.78% below the 316 cases recorded in the first quarter of 2020. Of the 165 new cases handled, 112 were still active at the end of the quarter, 46 were disposed and 7 were inactive. There was a ratio of one case to 1.79 charges handled in the first quarter of 2021. In other words, for every 100 cases handled, there were 179 charges. There was a ratio of 1 case to 1.50 charges recorded in the first quarter of 2020.

Table 1.0c: Distribution of cases statuses for criminal cases filed at the Corporate Area Family Court in the first quarter ended March 31, 2021

Number of new cases filed	Number of active cases	Number of inactive cases	Number of disposed cases	Case disposal rate (%)	Case clearance rate (%)
62	53	2	7	14.52	85.48

The above table provides a summary of the distribution of case statuses for criminal cases filed at the Corporate Area Family Court in the first quarter of 2021. Of the 62 new criminal cases filed at this court, 53 were still active at the end of the quarter, while 7 were disposed and 2 were inactive. This resulted in an estimated case disposal rate of 14.52% for criminal cases filed, a 55.28 percentage point decline when compared to the first quarter of 2020. A more robust measurement of the productivity of cases handled in any court is the case clearance rate, which

provides a ratio of all cases disposed to the new cases filed in a given period. The data presented in table 1.0b suggests that a total of 53 criminal cases were either disposed or became inactive in the first quarter, resulting in a clearance rate of 85.48%, which is a 58.05 percentage point decline when compared to the first quarter of 2020.

Table 2.0: Sampling distribution of case types for criminal charges filed at the Corporate Area Family Court for the first quarter ended March 31, 2021

Case Type	Frequency	Percentage (%)
Committal Proceedings	36	38.30
Summary	30	31.91
Indictments	22	23.40
Petty Sessions	6	6.38
Total	94	100.00

The above table shows that the largest proportion of the sample of 94 criminal charges filed at the Corporate Area Family Court in the first quarter of 2021. Of these 36 or 38.30% were committal proceedings, 30 or 31.91% were summary matters and 22 or 23.40% were Indictments. Petty Sessions with 6 or 6.38% accounted for the lowest proportion of the sample of criminal charges in in the quarter ended March 31, 2021.

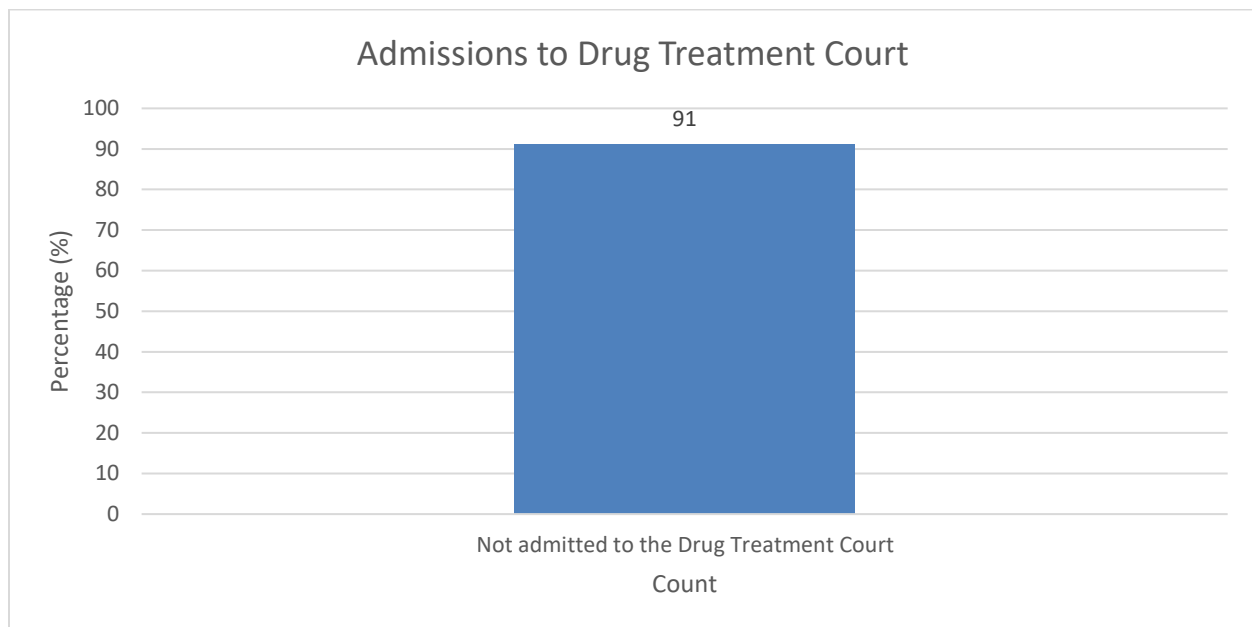
Table 3.0: Sampling distribution of the top five reasons for adjournment/continuance for the first quarter ended March 31, 2021

Reason for adjournment/continuance	Frequency	Percentage (%)
Social enquiry report requested	29	14.15
No Parties Present	19	9.27
Subpoena	15	7.32
Nolle Prosequ to be Entered	13	6.34
Other	81	39.51
Sub-total	157	76.59

Total number of adjournments/continuances observed (N) = 205

The above data highlights the sampling distribution of the five leading reasons for adjournment/continuance for criminal cases heard during the first quarter ended March 31, 2021, at the Corporate Area Family Court. Aside from the reasons of adjournment pooled under the category 'other methods', it is seen that social enquiry report requested accounted for 29 or 14.15% of the sample, and no parties present with 19 or 9.27% rank next among the causes of delay in the progression of criminal of cases at this court. Subpoena accounted for 15 or 7.32%, and Nolle Prosequ to be entered 13 or 6.34% round off the list. The reasons for adjournment listed above account for 76.59% of the sample of 205 delay factors. The reasons for adjournment provides critical insights into the range of both external and internal factors which explain delay in case progression. They therefore constitute an important part of computing the hearing trial date certainty rates, which are central measures of court activity.

Chart 1.0: Sampling distribution of Referrals to the Drug Treatment Court



The above chart shows that from a sample of 91 children involved in matters in the Children's Court in the first quarter of 2021, none of which were admitted to the Drug Treatment Court. The proportion of admissions into the Drug Treatment Court provides an indication of the complexity of the dynamics involved in some cases, which in turn has implications for the times taken to dispose of such cases.

Table 4.0: Sampling distribution of mention court frequency for the first quarter ended March 31, 2021

Descriptive Statistics (months)

Number of observations	210
Mean	3.26
Std. Error of Mean	.187
Median	2.50
Mode	1
Std. Deviation	2.713
Skewness	1.808
Std. Error of Skewness	.168
Range	16
Minimum	1
Maximum	17

The above table displays the descriptive statistics on mention court frequency for criminal matters at the Corporate Area Family Court in the first quarter of 2021. It is seen that the average number of mentions per case is roughly 3.26, an indication that for every 10 cases there were 33 mentions. The median number of mentions was 2, and impressively the mode was 1. The maximum number of mentions per matter in the quarter was 17, while the minimum was 1 mention. The moderate standard deviation is an indication that there was some amount of variation in the mention court frequency of individual cases around the average incidence. The positive skewness is an indication that a larger proportion of the scores in the data set fell below the average mention court frequency; a result that is not surprising considering that the modal number of mentions is 1. The result is within the prescribed maximum rate 5 mentions per case, based on international best practices.

Table 5.0: Sampling distribution of methods of disposition for the first quarter ended March 31, 2021

Method of disposition	Frequency	Percentage (%)
Transferred	13	17.33
Committed to Circuit	10	13.33
Guilty	6	8.00
Other	46	61.33
Total	75	100.0

The above table summarizes the methods of disposition for a sample of 75 criminal charges disposed in the first quarter of 2021. Aside from the methods of disposition pooled under the category “other methods”, it is seen that matters transferred to another court with 13 or 17.33% accounts for the largest method of disposition in the quarter. Matters committed to circuit with 10 or 13.33% and guilty verdicts with 6 or 8.00% of the sample completes the list.

Table 6.0a: Sampling distribution of times to disposition for the quarter ended March 31, 2021

Descriptive statistics (in days)

Number of observations	74
Mean	161.54
Std. Error of Mean	19.562
Median	126.00
Mode	51 ^a
Std. Deviation	168.275
Skewness	2.553
Std. Error of Skewness	.279
Range	935
Minimum	19
Maximum	954

a. Multiple modes exist. The smallest value is shown

The above descriptive statistics provide a summary of the time taken to dispose of a sample of 74 matters resolved in the first quarter of 2021. It is seen that the average time taken to dispose of these cases was roughly 162 days or 5.4 months, while the median time was 126 days and one of the most frequently occurring time to disposition in the quarter (mode) was 51 days. The relatively large standard deviation suggests that there is some amount of variation in the individual times, while the positive skewness suggests that a significant portion of the times to disposition in the data set fell below the overall average time to disposition. The maximum time taken to dispose of these cases was roughly 954 days or 32.6 years and the minimum was 19 days.

Case Demographics

Table 1.0: Sampling distribution of the leading offences filed at the Corporate Area Family Court in the first quarter ended March 31, 2021

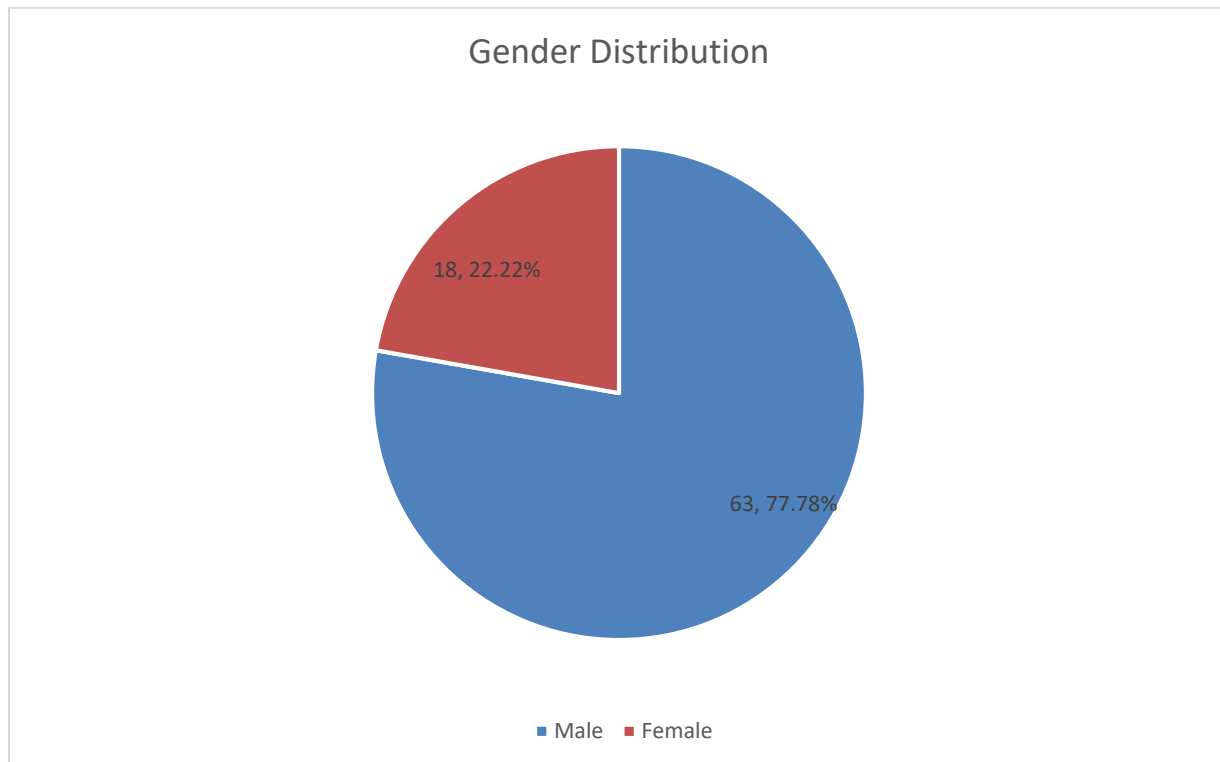
Type of offence	Frequency	Percentage (%)
Grievous sexual assault	8	10.53
Sexual intercourse with a person under 16	7	9.21
Unlawful wounding	7	9.21
Illegal possession of firearm	6	7.89
Indecent assault	6	7.89
Sub-Total	34	44.74

Sample size= 76

The above table provides a summary of the most frequently occurring charges filed in the first quarter of 2021 at the Corporate Area Family Court. Of a sample of 76 offences filed in the first quarter, it is seen that 8 or 10.53% were matters of grievous sexual assault. This was followed by sexual intercourse with a person under 16 and unlawful wounding with 7 or 9.21% each. Illegal possession of firearm and indecent assault with 6 or 7.89% each ranked next. Of the leading

charges listed in the table above, sexual intercourse with a person under 16 and illegal possession of firearm had the highest proportion of male offenders with 100%, while grievous sexual assault had the highest proportion of female offenders also with 62.50% of the sample.

Chart 1.0: Distribution of offences by gender for the first quarter ended March 31, 2021



The above chart shows the distribution of offences filed by gender, using a sample of 81 matters. Males account for the overwhelming proportion of matters with 77.87%, while females accounted for the remaining 22.22% of matters filed.

Table 2.0: Sampling distribution of the leading charges by gender in the first quarter ended March 31, 2021

Charges	Male		Female		Total
	Count	%	Count	%	
Grievous sexual assault	3	37.50	5	62.50	8
Sexual intercourse with a person under 16	7	100.00	0	0.00	7
illegal possession of Firearm	6	100.00	0	0.00	6
Indecent assault	5	83.33	1	16.67	6
Unlawful wounding	5	83.33	1	16.67	6
Assault occasioning bodily harm	2	66.67	1	33.33	3
Cruelty to a child	2	66.67	2	66.67	3
Rape	2	66.67	1	33.33	3
Aiding and abetting grievous sexual assault	0	0.00	3	100.00	3
Disorderly conduct	2	100.00	0	0.00	2

The above table summarizes a sampling distribution of the leading charges filed by gender at the Corporate Area Family Court in the first quarter of 2021. Males are especially dominant with the charges of sexual intercourse with a person under 16 years, illegal possession of firearm, and disorderly conduct all accounting for all of the matters. As it relates to females charged, the charge with the highest frequencies were aiding and abetting and grievous sexual assault.

Table 3.0: Descriptive statistics on the age of offenders for the first quarter ended March 31, 2021

Descriptive statistics (in years)

Number of observations	35
Mean	17.63
Std. Error of Mean	.737
Median	17.00
Mode	17
Std. Deviation	4.359
Skewness	3.547
Std. Error of Skewness	.398
Range	24
Minimum	13
Maximum	37

The above descriptive statistics provide a statistical summary of the ages of persons charged in a sample of 35 criminal matters handled in the first quarter of 2021. It is seen that the overall average age is roughly 17.63 years. The oldest person charged was 37 years and the youngest 13. The median and modal ages were both 17 years old. The standard deviation is an indication that the ages of persons charged varied widely from the overall mean age and the large positive skewness is an indication that there were decidedly more scores in the dataset which fell below the overall mean.

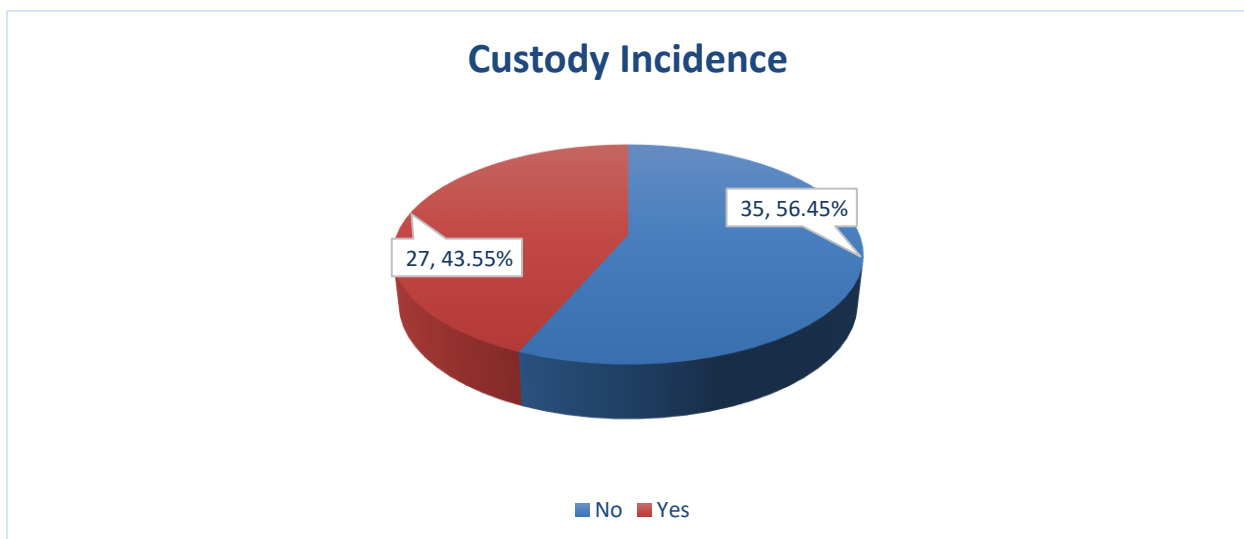
Table 4.0: Courtroom/outstation distribution for new matters heard in the first quarter ended March 31, 2021

Courtroom/Outstation	Frequency	Percentage (%)
Children's Court	83	100
Total	83	100

It is shown in the above table that all criminal cases heard at the Corporate Area Family Court in the first quarter of 2021 took place in the Children's Court. Of the 83 matters heard in Children's Court, 1 matter was disposed of in courtroom number 3.

Table 5.0: Sampling distribution of Custody incidence for new matters filed in the first quarter ended March 31, 2021

Custody Status	Frequency	Percentage (%)
No	35	56.45
Yes	27	43.55
Total	62	100



A sample of 62 juveniles brought before the Corporate Area Family Court for criminal proceedings in the first quarter of 2021 revealed that the majority 35 or 56.45% were not taken into custody, while the remaining 27 or 43.55% were taken into custody.

Section 2.0: Case Activity in the Child Welfare Matters (A Division of the Children's Court)

This section examines case activity for matters classified as child welfare in the Corporate Area Family Court in the first quarter of 2021. Matters classified under the general case type category classified as child welfare includes uncontrollable child and childcare and protection.

Table 1.0: Distribution of Child Welfare matters handled at the Corporate Area Family Court in the first quarter ended March 31, 2021

Number of matters handled	Matters active	Matters disposed	Inactive matters
97	58	34	5

The above table details the outcome of 97 Child Welfare matters, which were handled by the Family Court in the Corporate Area in the first quarter of 2021. At the end of the quarter, 58 matters were still active and 34 were disposed. The remaining 5 matters were inactive at the end of the quarter.

Table 2.0a: Distribution of new Child Welfare cases filed at the Corporate Area Family Court in the first quarter ended March 31, 2021

Number of new cases filed	Active cases	Disposed cases	Inactive cases	Case Disposal Rate (%)
35	9	21	5	74.29

The above data shows that 35 child welfare cases were filed in the first quarter of 2021, of which 21 were disposed, 5 were inactive and 9 were still active at the end of the quarter. This produced a case disposal rate of 74.29% for these types of cases.

2.0b: Clearance rate summary for the Corporate Area Family Court for the first quarter ended March 31, 2021

New Child Welfare cases filed	Gross number of inactive cases	Gross number of disposed cases	Case clearance rate (%)
35	7	27	97.14

The above Table shows that there was an aggregate of 34 child welfare cases disposed in the first quarter of 2021 at the Corporate Area Family Court, 27 of which were disposed, and 7 cases became inactive. This produced a case clearance rate of 97.14% which meets the international standard.

Table 3.0: Sampling distribution of the types of Child Welfare matters filed in the first quarter ended March 31, 2021

Types of cases	Frequency	Percentage (%)
Child Care and Protection	37	88.10
Uncontrollable Child	5	11.90
Total	42	100

A sample of 42 child welfare matters filed in the first quarter of 2021 revealed that the larger proportion of cases filed were childcare and protection matters with 37 or 88.10% of the sample, while matters of uncontrollable child with 5 or 11.90% accounted for the remaining proportion.

Table 4.0: Reasons for adjournment/continuance for Child Welfare matters heard in the first quarter of 2021

Reasons for adjournment/continuance	Frequency	Percentage (%)
Adjournment for Institutional Reports	35	52.24
Social Enquiry Report Outstanding	16	23.88
Absenteeism of Applicant	10	14.93
Adjourned for psychiatric evaluation	3	4.48
Other	3	4.48
Total	67	100.00

Sample size (n) =67

The above table is derived from a sample of 67 adjournments heard in the first quarter of 2021; the largest share, 35 or 52.24% were due to adjournments for institutional reports, followed by adjournments due to Social Enquiry Report outstanding with 16 or 23.88% and adjournments due to the absence of applicants with 10 or 14.93% of the sample. Adjournments for psychiatric evaluation to be done and adjournments pooled under the category “other” accounted for the remaining 4.48% of the adjournments.

Table 4.0b: Sampling distribution of mention court frequency for Child Welfare matters heard in the first quarter ended March 31, 2021

Descriptive statistics (months)

Number of observations	92
Mean	1.6304
Std. Error of Mean	.11433
Median	1.0000
Mode	1.00
Std. Deviation	1.09662
Skewness	2.163
Std. Error of Skewness	.251
Range	5.00
Minimum	1.00
Maximum	6.00

The above table displays the descriptive statistics on mention court frequency for 92 child welfare matters at the Corporate Area Family Court in the first quarter of 2021. It is seen that the average number of mentions per case is roughly 1.6, an indication that for every 10 cases there were 16 mentions. The median time and the modal number of mentions both stood at 1. The maximum number of mentions per matter in the quarter was 6 mentions, while the minimum was 1 mention. The standard deviation is moderate, an indication that there is some variation in the mention court frequency of individual cases. The positive skewness is an indication that the higher proportion of the scores in the data set fell below the series average. These outputs are within the prescribed maximum rate of 5 mentions per matter, based on international best practices.

Table 5.0: Sampling distribution of the methods of disposition for the first quarter ended March 31, 2021

Method of Disposition	Frequency	Percentage (%)
Granted	11	44.00
Other	9	36.00
Withdrawn	5	20.00
Total	25	100.00

The above table summarizes the methods of disposition for a sample of 25 child welfare matters in the first quarter of 2021. It is seen that applications granted accounted for 11 or 44% of the sample. The methods of disposition pooled under the category “other methods” accounted for 9 or 36% and matters withdrawn with 5 or 20% of the sample round off the top methods of disposition in the quarter.

Table 6.0: Sampling distribution of the times to disposition for Child Welfare matters for the first quarter ended March 31, 2021

Descriptive statistics (in days)

Number of observations	28
Mean	95.5000
Std. Error of Mean	12.52199
Median	69.0000
Mode	33.00 ^a
Std. Deviation	66.26015
Skewness	1.342
Std. Error of Skewness	.441
Range	266.00
Minimum	21.00
Maximum	287.00

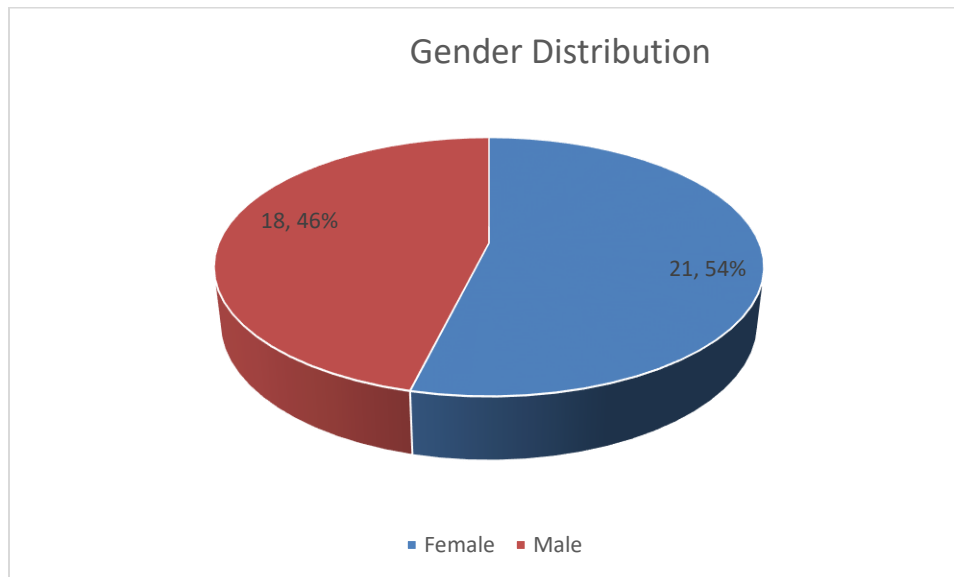
^a Multiple modes exist. The smallest value is shown

The above table provides a descriptive statistical summary of the times taken to dispose of child welfare cases in the first quarter of 2021. It is shown that from a sample of 28 matters disposed in the quarter, the average time to disposition was 96 days or roughly 3.2 months. The maximum time taken to dispose of the cases used in this sample was 287 days, while the lowest time taken was 21 days. The overall standard deviation of approximately 66 days was moderate, indicating there was some amount of variation in the times to disposition. The moderate positive skewness is an indication that proportionately more of the data points fall below the overall mean.

Case initiation and case demographics –Child welfare matters in the first quarter ended March 31, 2021

In this subsection of the report, there is an examination of the case party demographics for the cases which had some activity in the first quarter ended March 31, 2021.

Chart 1.0: Sampling distribution of the gender of children associated with cases handled for the first quarter ended March 31, 2021



The above chart shows that 54% of a sample of 39 children involved in child welfare cases filed was female, with males accounting for 46% of the sample.

Table 7.0: Descriptive statistics on the age of offenders for the first quarter ended March 31, 2021

Descriptive statistics (years)

Number of observations	37
Mean	10.8378
Std. Error of Mean	.83244
Median	12.0000
Mode	12.00 ^a
Std. Deviation	5.06356
Skewness	-.852
Std. Error of Skewness	.388
Range	17.00
Minimum	.00
Maximum	17.00

^a Multiple modes exist. The smallest value is shown

The table above shows the descriptive statistics on a sample of age of parties involved in cases for child welfare case types for the first quarter ended March 31, 2021. It is shown that from a sample of 37 matters that the average age was 10.8 years. The maximum age in this sample was 17 years, while the age was less than a year. The overall standard deviation of approximately 5 years was moderate, indicating some variation in the ages in the distribution. The negative skewness indicates a leaning towards the higher ages in the distribution.

Table 8.0: Distribution of cases by courtroom/outstation assignment for the first quarter ended March 31, 2021

Courtroom/Outstation	Frequency	Percentage (%)
Children's Court	42	97.67
Courtroom #3 (main courthouse)	1	2.33
Total	43	100.00

The above table shows the distribution of child welfare matters filed by courtroom of assignment. It is shown that the children's court with 42 or 97.67% of the matters accounted for the higher proportion of cases heard, with courtroom 3 at the main courthouse with 2.33% of the cases round off the accommodations in the sample.

Section 3.0: Case Activity on Family Division (A Division of the Children's Court)

This section examines case activity for matters classified as Family Matters in the Corporate Area Family Court in the first quarter of 2021. Matters classified under the general case type category classified as family matters includes maintenance, custody and declaration of paternity matters.

Table 1.0: Distribution of family matters handled at the Corporate Area Family Court in the first quarter ended March 31, 2021

Number of matters handled	Matters active	Matters disposed	Inactive matters
1450	811	607	32

The above table details the outcome of the 1450 family matters, which were handled by the Corporate Area Family Court in the first quarter of 2021. At the end of the quarter, 811 matters were still active and 607 were disposed. There remaining 32 matters were inactive at the end of the quarter.

Table 2.0a: Distribution of new family cases filed at the Corporate Area Family Court in the first quarter ended March 31, 2021

Number of new cases filed	Active cases	Disposed cases	Inactive cases	Case Disposal Rate (%)
262	204	54	4	22.14

The above data shows that 262 Family cases were filed in the first quarter of 2021, of which 54 were disposed, 4 became inactive and 204 were still active at the end of the quarter. This produced an estimated case disposal rate of 22.14% for these types of cases.

2.0b: Clearance rate summary for the Family Courts for the first quarter ended March 31, 2021

New Family cases filed	Gross number of inactive cases	Gross number of disposed cases	Case clearance rate (%)
262	25	385	156.49

The above Table shows that in the first quarter of 2021 in the family division, there were 385 disposed cases and 25 cases which became inactive. This produced an estimated case clearance rate of 156.49% which exceeds the international standard.

Table 3.0: Sampling distribution of the types of Family matters filed in the first quarter ended March 31, 2021

Types of cases	Frequency	Percentage (%)
Maintenance	211	52.75
Custody	119	29.75
Declaration of paternity	70	17.50
Total	400	100.00

A sample of 400 matters filed at the Corporate Area Family Court in the first quarter of 2021 revealed that the largest proportion of cases filed were maintenance matters with 211 or 52.75% of the sample. This was followed by 119 or 29.75%, which were custody matters and 70 or 17.50% which were matters of declaration of paternity.

Table 4.0: Sampling distribution on the reasons for adjournment/continuance for Family matters heard in the first quarter ended March 31, 2021

Reasons for adjournment/continuance	Frequency	Percentage (%)
Absenteeism of Respondent	86	14.88
Absenteeism of Applicant	83	14.36
Deoxyribonucleic Acid (DNA) Results Outstanding	80	13.84
Social Enquiry Report Outstanding	67	11.59
Other	213	36.85
Sub-total	529	91.52

Sample size (n) =578

The above table is derived from a sample of 578 adjournments heard in the first quarter of 2021.

Apart from adjournments pooled under the category “other”, the largest share, 86 or 14.88% were due to absenteeism of respondents, followed by adjournments due to the absenteeism of applicants with 83 or 14.36% and adjournments for Deoxyribonucleic Acid (DNA) results outstanding with 80 or 13.84%. Social Enquiry Reports outstanding with 67 or 11.59% rank next.

Table 4.0b: Sampling distribution of mention court frequency for family matters heard in the first ended March 31, 2021

Descriptive statistics

Number of observations	623
Mean	4.3114
Std. Error of Mean	.12661
Median	4.0000
Mode	1.00
Std. Deviation	3.16014
Skewness	1.278
Std. Error of Skewness	.098
Range	18.00
Minimum	1.00
Maximum	19.00

The above table displays the descriptive statistics on mention court frequency for 623 family matters at the Corporate Area Family Court in the first quarter of 2021. It is seen that the average number of mentions per case is roughly 4.3, an indication that for every 10 cases there were 43 mentions. The median time is 4 and modal number of mentions stood at 1. The maximum number of mentions per matter in the quarter was 19, while the minimum was 1 mention. The standard deviation is moderate, an indication that there is some amount of variation in the mention court frequency of individual cases. The positive skewness is an indication that the vast proportion of the scores in the data set fell below the average. These outputs are within the prescribed maximum rate of 5 mentions per matter, based on international best practices.

Table 5.0: Sampling distribution of the methods of disposition for the first quarter ended March 31, 2021

Method of Disposition	Frequency	Percentage (%)
Struck out	337	64.68
Granted	131	25.14
Withdrawn	42	8.06
Denied	6	1.15
Other	4	0.77
Transferred	1	0.19
Total	521	100.00

The above table summarizes the methods of disposition for a sample of 521 family matters in the first quarter of 2021. It is shown in the sample that the largest proportion of matters were disposed by being struck out, accounting for 337 or 64.68% of the sample of disposed matters. This was followed by applications granted with 131 or 25.14% of the sample. Matters withdrawn with 42 or 8.06% and applications denied with 6 or 1.15% of the sample rank next.

Table 6.0: Sampling distribution of the times to disposition for family matters for the first quarter ended March 31, 2021

Descriptive statistics (in days)

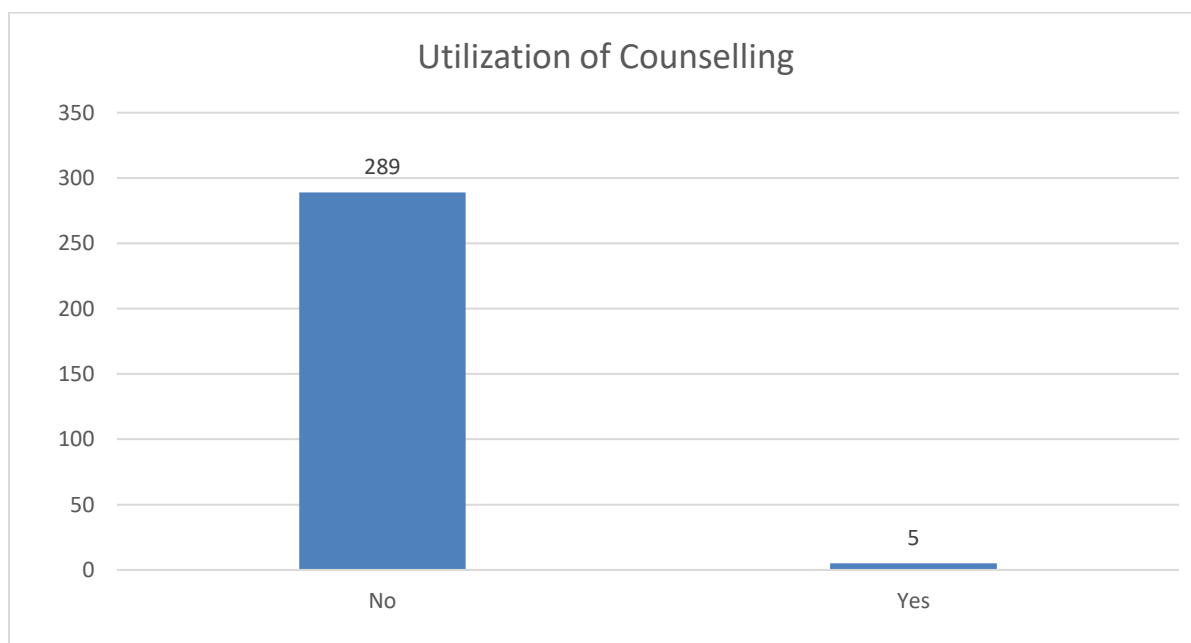
Number of observations	127
Mean	165.8583
Std. Error of Mean	26.25816
Median	77.0000
Mode	50.00
Std. Deviation	295.91442
Skewness	4.847
Std. Error of Skewness	.215
Range	2187.00
Minimum	5.00
Maximum	2192.00

The above table provides a descriptive statistical summary of the times taken to dispose of family cases at the Family Court in the Corporate Area in the first quarter of 2021. It is shown that from a sample of 127 cases disposed in the quarter, the average time to disposition was 166 days or roughly 5.5 months. The maximum time taken to dispose of the cases used in this sample was 2192 days or 6.1 years, while the lowest time taken was 5 days. The overall standard deviation of approximately 296 days was high, indicating a wide variation in the times to disposition. The positive skewness was acutely high, an indication that a decidedly larger the proportion of the data points fell below the overall mean.

Case initiation and case demographics –Family matters in the first quarter ended March 31, 2021

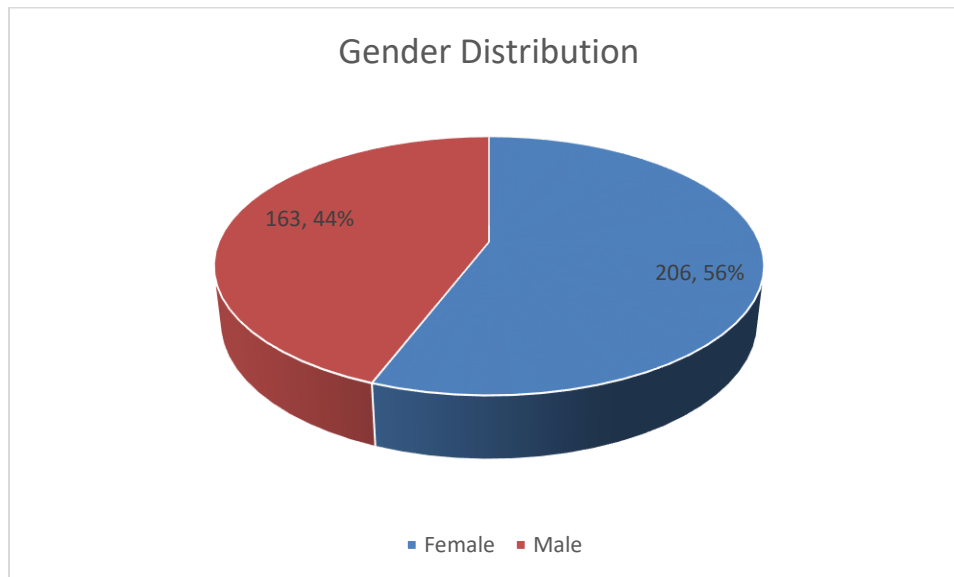
In this subsection of the report, there is an examination of the case party demographics for the cases which had some activity in the first quarter of 2021, as well as the utilization of the counselling option offered to case parties at the point of filing a case.

Chart 1.0: Sampling distribution of the utilization of counselling for the first quarter ended March 31, 2021



At the point of filing some cases in the Family Court, the option is provided for counselling option to be utilized. This intervention is an important part of the diversion facilities, which are afforded by the Family Courts to resolve matters outside of open court hearings. A random sample of 294 matters filed revealed that 289 or 98.30% of the parties did not utilize the counselling option, while 5 or 1.70% utilized the option.

Chart 2.0: Sampling distribution of the gender of children associated with cases handled for the first quarter ended March 31, 2021



The above chart shows that 56% of a sample of 369 children involved in family matters filed were female, with males accounting for 44% of the sample.

Table 7.0: Descriptive statistics on age distribution of parties involved in cases filed in the first quarter ended March 31, 2021

Descriptive statistics (in years)

Number of observations	377
Mean	7.6923
Std. Error of Mean	.41034
Median	6.0000
Mode	2.00
Std. Deviation	7.96740
Skewness	2.685
Std. Error of Skewness	.126
Range	65.00
Minimum	.00
Maximum	65.00

The table above shows the descriptive statistics on a sample of age of parties involved in cases for family case types for the first quarter March 31, 2021. It is shown that from a sample of 377 matters that the average age was 7.7 years. The maximum age in this sample was 65 years, while the age was less than a year. The overall standard deviation of approximately 8 years was high, indicating a wide variation in the ages in the distribution. The positive skewness indicates a decisive leaning towards the lower ages in the distribution.

Table 8.0: Distribution of cases by courtroom/outstation assignment for the first quarter ended March 31, 2021

Courtroom/Outstation	Frequency	Percentage (%)
Courtroom #3 (main courthouse)	156	39.80
Courtroom #1 (main courthouse)	121	30.87
Courtroom #2 (main courthouse)	114	29.08
Children's Court	1	.26
Total	392	100.00

The above table shows the distribution of 392 family matters filed by courtroom of assignment. It is shown that courtroom 3 at the main courthouse with 156 or 39.80% of the matters accounted for the highest proportion of cases heard, with courtroom 1 at the main courthouse with 121 or 30.87% of the cases is ranking next. Courtroom 2 with 114 or 29.08% of the sample and the Children's court with 0.26% round off the accommodations in the sample.

Section 4.0: Summary of case activity for Domestic Violence matters filed in the quarter ended March 31, 2021

The below subsection provides a basic summary of case activity for Domestic Violence cases filed at the Family Court in the Corporate Area in the first quarter ended March 31, 2021.

Table 1.0: Summary of matters filed in the first quarter ended March 31, 2021

New matters filed	Matters active	Matters inactive	Matters disposed
194	108	11	75

The above table shows that 194 Domestic Violence matters were filed in the first quarter of 2021, 108 of which were still active at the end of the quarter. There were 75 of the matters disposed of and 11 were inactive at the end of the quarter. Table 2.0 provides further analysis of the equivalent number of domestic violence cases filed and the case disposal rates.

Table 2.0a: Summary of case activity for the first quarter ended March 31, 2021

New cases filed	Active cases	Inactive cases	Disposed cases	Case Disposal Rate (%)
163	92	9	62	43.56

An equivalent number of 163 new domestic violence cases were filed in the first quarter of 2021, of which 92 were active, 9 were inactive and 62 were disposed at the end of the quarter. This produces an estimated disposal rate of 43.56% for the quarter. This is 18.26 percentage points below the disposal rate of 61.82% recorded for the first quarter of 2020.

Table 2.0b: Summary of gross case activity for the first quarter ended March 31, 2021

New Domestic Violence cases filed	Gross number of Inactive cases	Gross number of Disposed cases	Clearance Rate (%)
163	24	200	137.42

The data above shows that there was a total of 224 Domestic Violence cases which were either disposed or became inactive in the first quarter of 2021 at the Corporate Area Family Court. This produces an estimated case clearance rate of 137.42%, which exceeds the international standard. This is also 38.78 percentage points above the clearance rate of 98.64% recorded for the first quarter of 2020.

Table 3.0: Sampling distribution of cases by courtroom/outstation assignment for the first quarter ended March 31, 2021

Courtroom/outstation	Frequency	Percentage
Courtroom #2 (main courthouse)	84	41.38
Courtroom #3 (main courthouse)	78	38.42
Courtroom #1 (main courthouse)	41	20.20
Total	203	100.00

The above table shows the distribution of 203 domestic violence matters filed, by courtroom of assignment. It is shown that courtroom 2 at the main courthouse with 84 or 41.38% of the matters accounted for the highest proportion of cases sampled, with courtroom 3 at the main courthouse accounting for 78 or 38.42% ranking next. Courtroom 1 with 41 or 20.20% of the sample rounds off the accommodations in the sample.

Table 4.0: Sampling distribution on the reasons for adjournment/continuance for family matters heard in the first quarter of 2021

Adjournments/Continuances	Frequency	Percentage
Absenteeism of Applicant	42	20.90
Absenteeism of Respondent	19	9.45
Adjourned for counselling	18	8.96
Referred to mediation	10	4.98
Other	102	50.75
Sub-total	191	95.02

Sample size= 201

The above table is derived from a sample of 201 adjournments heard in the first quarter of 2021.

Apart from adjournments pooled under the category “other”, the largest share, 42 or 20.90% were due to absenteeism of applicants, followed by adjournments due to the absenteeism of respondents with 19 or 9.45% and adjournments for counselling with 18 or 8.96%. Referrals to mediation with 10 or 4.98% rank next.

Table 5.0: Sampling distribution of Domestic Violence cases disposed in the first ended March 31, 2021

Descriptive Statistics (days)

Number of observations	117
Mean	204.3675
Std. Error of Mean	18.47098
Median	145.0000
Mode	56.00 ^a
Std. Deviation	199.79414
Skewness	1.860
Std. Error of Skewness	.224
Range	1248.00
Minimum	5.00
Maximum	1253.00

^a Multiple modes exist. The smallest value is shown

The above table shows that the average time taken to dispose of a sample of 117 matters in the first quarter of 2021 was roughly 204 days or 6.8 months. The standard deviation of 200 days is high, indicating that there's a wide dispersion of the individual times in the data set. The skewness of the data is positive, which is an indication that a proportionally large number of the observations fell below the overall mean score. The maximum time taken to dispose of these matters was 1253 days or 3.5 years, while 5 days was the lowest time.

Table 6.0: Sampling distribution of the methods of disposition for the first quarter ended March 31, 2021

Method of Disposition	Frequency	Percentage (%)
Struck out	103	54.50
Withdrawn	41	21.69
Other	23	12.17
Granted	19	10.05
Matters Settled	2	1.06
Denied	1	0.53
Total	189	100.00

The above table summarizes the methods of disposition for a sample of 189 domestic violence matters disposed in the first quarter of 2021 at the Corporate Area Family Court. It is seen that matters struck out account for the largest share with 103 or 54.50% of the sample. This was followed by matters withdrawn with 41 or 21.69% and disposals pooled under the category, “other”, with 23 or 12.17%. Applications granted with 1192 or 10.05% of the sample rank next.

Table 7.0: Distribution of applications for restraining orders as at the quarter ended March 31, 2021

Type of restraining order	Number of applications made	Equivalent number of cases	Percentage of total orders
Protection Order	2377	2296	84.41
Occupation Order	438	430	15.55
Ancillary Order	1	1	0.04
Total	2816	2727	100

Using a sample of cases filed predominantly since 2018, the above table provides a sampling distribution of applications for restraining order filed. It is seen that of an estimated 2816 such orders filed predominantly between 2018 and the end of March 2021, the overwhelming

majority were protection orders with 2377 or 84.41% while occupational orders accounted for 438 or 15.55% of the matters. Only a single ancillary order is recorded in this sample.

The ensuing tables summarize the relationships between the case parties involved in restraining order application over a primary sample period of 2018 to the end of March 2021.

Table 8.0a: Distribution of the relationship between parties involved in ancillary order applications made as at ended March 31, 2021

Relationship	Frequency	Percentage
Estranged wife/husband	1	100
Total	1	100

The single application for ancillary order in the sample involved an estranged couple.

Table 8.0b: Sampling distribution of the relationship between parties involved in protection order applications made as at the quarter ended March 31, 2021

Relationship	Frequency	Percentage
Former Partner	1067	62.88
Spousal	183	10.78
Estranged wife/husband	149	8.78
Parent/Child	147	8.66
Other	123	7.25
Members of Household	28	1.65
Total	1697	100.00

For the sample of applications for protection orders made over the stated primary period, the largest proportion of the relationships between the case parties concerned was that of former partners, accounting for a notable 62.88%, followed in distant second by spousal relations with 10.78% and estranged partners with 8.78%, rounding off the top three.

Table 8.0c: Sampling distribution of the relationship between parties involved in occupation order applications made as at the quarter ended March 31, 2021

Relationship	Frequency	Percentage
Former Partner	127	37.57
Parent/Child	68	20.12
Estranged wife/husband	45	13.31
Spousal	45	13.31
Other	41	12.13
Members of Household	12	3.55
Total	338	100.00

The largest proportion of the relations in the sample of applications for occupation order was also that of former partners, accounting for 37.57% of the sample. This is followed by parent/child relations with 20.12% and estranged partners and spousal relations each with 13.31% of the sample.

The below tables summarizes the leading methods of disposition for the earlier listed types of restraining orders over the stated period.

Table 9.0a: Sampling distribution of methods of disposition for Ancillary Order applications as at the quarter ended March 31, 2021

Method of disposition	Frequency	Percentage (%)
Withdrawn	1	100
Total	1	100

The single ancillary order disposed as at the end of the first quarter of 2021 was resolved by way of a withdrawal.

Table 9.0b: Distribution of methods of disposition for Protection Order applications made as at the quarter ended March 31, 2021

Method of disposition	Frequency	Percentage (%)
Struck out	720	54.75
Granted	277	21.06
Withdrawn	262	19.92
Other	32	2.43
Denied	20	1.52
Matters Settled	2	0.15
Successfully mediated at Mediation Center	1	0.08
Transferred	1	0.08
Total	1315	100.00

The dominant methods of disposition for protection order applications are disposals by being struck out (54.75%), applications granted (21.06%) and applications withdrawn (19.92%).

Table 9.0c: Distribution of methods of disposition for Occupation Orders applications made as at the quarter ended March 31, 2021

Method of disposition	Frequency	Percentage (%)
Struck out	154	54.04
Withdrawn	93	32.63
Granted	23	8.07
Denied	12	4.21
Other	3	1.05
Total	285	100.00

The dominant methods of disposition for protection order applications are disposals by being struck out (54.04%), applications withdrawn (32.63%) and applications granted (8.07%).

Summary of case activity for matters filed in the first quarter at the Corporate Area Family Court

Table 1.0a: Summary of new case activity for cases in the first quarter ended March 31, 2021

Aggregate Number of new cases filed	Number of active cases	Number of Inactive cases	Number Disposed cases	Weighted disposal rate (%)
522	358	20	144	31.42

The above table provides a summary of total case activity cross all business lines at the Corporate Area Family Court for the first quarter of 2021. It is shown that there was a total of 522 new cases filed, of which 144 were disposed and 20 became inactive, thereby producing an estimated weighted case disposal rate of 31.42% in the quarter across all case types. This is a 10.27 percentage point decline when compared to the first quarter of 2020. Domestic Violence cases with a case disposal rate of 43.56%, Family cases with a disposal rate of 22.14%, and child welfare cases with a disposal rate of 74.29% and Criminal cases with a rate of 14.52% completes the distribution of the case disposal rates across the macro case units.

Table 1.0b: Summary of case activity for cases in the first quarter ended March 31, 2021

Aggregate Number of new cases filed	Gross Number of Inactive cases	Gross Number Disposed cases	Number of cases disposed or inactive (of those originating in the quarter)	Overall case clearance rate (%)	Overall Weighted case disposal rate (%)
522	658	63	164*	138.12	31.42

***Includes 20 inactive cases**

The above table shows that a grand total of 522 new cases were filed across the business lines at the Corporate Area Family Court in the first quarter of 2021, while 658 cases were disposed and

63 became inactive. This produces an estimated weighted case clearance rate of 138.12% across all the case types in the first quarter of 2021, a 6.26 percentage points increase when compared to the first quarter of 2020. Family division cases with 156.49% had the highest clearance rate, followed by domestic violence cases with 137.42% and child welfare cases with 97.14%. Criminal cases had the lowest estimated clearance rate in the quarter with 85.48%. By any measure, these are quite impressive results. As indicated, the Corporate Area Family Court also recorded an overall weighted average case disposal rate of 31.42% in the quarter, ranging from a low of 14.52% in the Criminal Division to a high of 74.29% in the Child Welfare subdivision.

Table 2.0: Sampling distribution of courtroom utilization rate for the first quarter ended March 31, 2021

Parish Court	Average overall Courtroom Utilization Rate (%)	Highest Recorded Courtroom Utilization Rate (%)	Lowest Recorded Courtroom Utilization Rate (%)	Standard Deviation of the Courtroom Utilization Rate (%)	Average Courtroom Utilization Rate for Night Court sittings (%)	Average Number of Courtroom Adjournments Per Day
Corporate Area Court-Family	83.99	215.83	16.67	27.07	-	1.1

The above table details the courtroom utilization rate for the Corporate Area Family Court for the first quarter of 2021. The courtroom utilization rate provides a measurement of the proportion of available hours for open court hearings in all courtrooms (including outstations) which are utilized. If the usage of any courtroom exceeds the available hours, then the utilization rate will exceed 100% and the rate will fall below 100% if less than the available hours are utilized.

The prescribed international standard for the courtroom utilization rate is 100%, which means that all hours allocating for court hearings in any court, on any given day should be utilized. The overall average courtroom utilization rate for the Corporate Area Family Court in the quarter was roughly 83.99%, which is an indication that on average roughly 84% of the available hours for court hearings in the first quarter of 2021. The standard deviation of the courtroom utilization rates is moderate, suggesting that on average the rates did not vary widely from the overall mean.

The sample size of days used to compute the rates for each court were sufficiently large and representative. The margin of error of the courtroom utilization rates is a reliable $\pm 2.5\%$.

Table 3.0: Descriptive statistics on the time to disposition for cases disposed as at the first quarter ended March 31, 2021

Family Courts	Time to disposition (days)							
	Average	Mode	Median	Standard Deviation	Skewness	Minimum	Maximum	Sample size (N)
Corporate Area Court-Child welfare	133.65	64.00	115.00	86.11	1.22	1	477	375
Corporate Area Court-Criminal	209.52	111	144	211.73	2.48	1	1493	1193
Corporate Area Court-Domestic Violence	172.80	63	112	196.32	5.10	1	3135	1019
Corporate Area Court-Family	235.49	28	139	354.10	5.52	1	4984	3418
Total/Weighted Average	213.33	66.5	127.5	212.065	3.58	1	2522.25	1501.25
Standard Deviation	44.36	34.06	16.34	109.98	2.07	0.00	1972.99	1325.39
Skewness	-0.341	0.523	0.051	0.433	-0.275	0.00	0.478	1.567

Number of matters sampled (N) = 6005

The table above shows the descriptive statistics on a sample of matters disposed for the Corporate Area Family Court as at March 31, 2021, covering at least a 54 week period. The output produces an estimated weighted average time taken to dispose of matters of approximately 213 days. The skewness of these times to disposition is -0.341, suggesting that slightly more these times were generally above the overall mean. For the matters disposed in the period, the child welfare division (134 days) took the lowest time on average to dispose of cases over the period. The domestic violence division (173 days), the criminal division (210 days) and the family division (235 days) rank next. The average variation among the times to disposition across these divisions is however modest, as shown by the standard deviation (44.36). The maximum times to disposition in the sample ranged from a low of 477 days (16 months/1.3 years) in the child welfare division, to a high of 4984 days (166 months/13.8 years) in the family division while the overall minimum time to disposition was one day. The sample size used to compute these descriptive data was a substantial and representative 6005 matters.

Chapter 2.0: The James Family Court (A Division of the Western Regional Family Court)

This chapter of the document will examine a summary of selected output and performance measurements for matters in the St. James Family Court for the first quarter ended March 31, 2021. Such will involve analyses of caseload, case type distribution, case clearance rates for the different business lines of the family court.

Case Activity Summary in the Criminal Section (A Division of the Children's Court)

Table 1.0: Summary of criminal case activity for cases in the first quarter ended March 31, 2021

Case Type	Number of new cases filed	Number of cases disposed	Number of inactive cases	Case Clearance Rate (%)
Committal	4	5	0	125.00
Indictments	3	1	2	100.00
Summary	15	11	1	80.00
Petty Session	8	2	0	25.00
Total/Weighted Average	30	19	3	73.33

The above table shows that the sample of 30 criminal cases filed at the St. James Family Court in the first quarter of 2021. Of these, 15 or 50% were summary matters, 8 or 26.67% were petty sessions matters, 4 or 13.33% were committals and 3 or 10% were indictments. There was a total of 22 criminal cases disposed or which became inactive of during the quarter. Of these, 11 summary cases were disposed and 1 became inactive, 1 indictment was disposed and 2 became inactive, 5 committals were disposed, and 2 petty session matters were disposed of during the quarter. This led to an estimated weighted clearance rate of 73.33% for these types of cases.

Case Activity on Child Welfare Matters (A Division of the Children's Court)

This section examines case activity for matters classified as child welfare in the St. James Family Court in the first quarter ended March 31, 2021. Matters falling under the child welfare subdivision are uncontrollable child and childcare and protection cases.

Table 1.0: Summary of child welfare case activity in the first quarter ended March 31, 2021

Case Type	Number of new cases filed	Number of cases disposed	Number of inactive cases	Case Clearance Rate (%)
Uncontrollable child	10	12	2	140.00
Child Care and Protection	22	12	1	59.09
Total/Weighted Average	32	24	3	84.38

There were 32 child welfare cases filed at the St. James Family Court in the first quarter of 2021, the larger proportion of which were childcare and protection cases which accounted for 22 or 68.75%, while cases of uncontrollable child with 10 or 31.25% accounted for the remaining proportion. A total of 24 child welfare cases were disposed while 3 became inactive during the quarter. 12 child care and protection cases were disposed during the quarter and 1 became inactive, while 12 uncontrollable child cases were disposed. There were 2 uncontrollable child cases which became inactive during the quarter. These results led to estimated case clearance rates of 59.09% for child care and protection cases and 140% for uncontrollable child cases, further yielding a weighted average case clearance rate of 84.38%.

Family matters case activity summary for the St. James Family Court in the first quarter of 2021

This section examines case activity for matters classified under the broad category of family matters in the St. James Family Court in the first quarter of 2021. Matters falling under this broad case category which are included in this report includes maintenance, custody, legal guardianship, access and declaration of paternity.

Table 1.0: Summary of family case activity for cases in the first quarter ended March 31, 2021

Case Subtype	Number of new cases filed	Number of cases disposed	Number of inactive cases	Case Clearance Rate (%)
Custody	136	137	7	105.88
Declaration of Paternity	47	58	2	127.66
Access	43	34	0	79.07
Legal Guardianship	2	2	0	100.00
Maintenance	154	186	6	124.68
Adoption	8	8	0	100.00
Total/Weighted Average	390	425	15	112.82

The 390 new family cases filed at the St. James Family Court in the first quarter of 2021 revealed that the largest proportion were maintenance matters with 154 cases or 39.49% of the sample. This was followed by 136 or 34.87% which were custody cases and 47 or 12.05% which were cases of declaration of paternity. There were also 43 access cases, 8 adoption cases and 2 legal guardianship cases. A total of 440 cases falling under this broad family category were disposed or became inactive in the quarter. This is broken down into 186 disposed and 6 inactive maintenance cases, 137 disposed and 7 inactive custody cases, 58 disposed and 2 inactive declaration of paternity cases, 34 disposed access cases, 8 disposed adoption cases and 2 disposed legal guardianship cases. This led to an overall estimated weighted average case

clearance rate of 112.82% for the broad family case type, led by declaration of paternity cases with the highest rate of 127.66%, maintenance with 124.68% and custody with 105.88%.

Summary of Case Activity for Domestic Violence Cases in the first quarter of 2021 at the St. James Family Court

The below subsection provides a basic summary of case activity for Domestic Violence cases filed at the Family Court in St. James in the first quarter of 2021.

Table 1.0: Summary of domestic violence case activity for cases in in the first quarter ended March 31, 2021

Type of Restraining Order	Number of new cases filed	Number of cases disposed	Number of inactive cases	Case Clearance Rate (%)
Protection Order	116	89	4	80.17
Occupation Order	21	13	2	71.43
Total/Weighted Average	137	102	6	78.83

The data above shows that there was a total of 137 new domestic violence cases filed in the first quarter of 2021 at the St. James Family Court. Of this, there were 116 protection order cases and 21 occupation order cases. A total of 108 Domestic Violence of these cases were either disposed or became inactive during the quarter. There were 89 disposed and 4 inactive protection order cases, and 13 disposed and 2 inactive occupation order cases in the period. This produces an estimated weighted case clearance rate of 78.83% for these case types and is below the international standard.

Summary of case activity for civil matters at the St. James Family Court

The below subsection provides a basic summary of case activity for civil matters at the St. James Family Court in the first quarter of 2021.

Table 1.0: Summary of civil case activity for cases in the first quarter ended March 31, 2021

Number of new cases filed	Number of cases disposed	Number of inactive cases	Case Clearance Rate (%)
53	45	0	84.91

The data above shows that there was a total of 53 new civil cases filed in the first quarter of 2021. There were also a total 45 civil cases which were disposed of in the first quarter of 2021 at the St. James Family Court. This produces an estimated case clearance rate of 84.91%.

Summary of case activity across all business lines in the first quarter of 2021 at the St. James Family Court

Table 1.0: Summary of case activity across all business lines in the first quarter ended March 31, 2021

Aggregate Number of new cases filed	Number of cases disposed	Number of inactive cases	Weighted Case Clearance Rate (%)
642	615	27	100

The above table shows that a total of 642 new cases were filed at the St. James Family Court in the first quarter of 2021, while 615 were disposed and 27 cases became inactive. This produces an estimated weighted case clearance rate of 100% across all the case types in the first quarter of 2021. Family division cases with 112.82% had the highest clearance rate, followed by civil cases with 84.91%, child welfare cases with 84.38% and domestic violence cases with 78.83%. Civil

cases had the lowest estimated weighted average clearance rate in the quarter with 73.33%. By any measure, these are encouraging results.

Chapter 3.0: Westmoreland Family Court (A division of the Western Regional Family Court)

This chapter of the document will examine a summary of a range output and performance measurements for matters in the Westmoreland Family Court for the first ended March 31, 2021. Such will involve analyses of caseload, case type distribution and case clearance rates for the different business lines of the family court.

Case Activity Summary in the Criminal Section (A Division of the Children's Court)

Table 1.0: Summary of criminal case activity for cases in the first quarter ended March 31, 2021

Case Type	Number of new cases filed	Number of cases disposed	Number of inactive cases	Case Clearance Rate (%)
Committal	6	6	0	100.00
Indictments	6	6	0	100.00
Summary	10	6	4	100.00
Petty Session	10	13	3	160.00
Total/Weighted Average	32	31	7	118.75

The above table shows the distribution by case type of 32 criminal cases filed at the Westmoreland Family Court in the first quarter of 2021. Of these, 10 or 31.25% were petty sessions, 10 or 31.25% were summary, 6 or 18.75% were indictments and 6 or 18.75% were committal proceedings. There was a total of 38 cases disposed or which became inactive during the quarter. Of these, 6 summary cases were disposed and 4 became inactive, 6 indictments were disposed, 6 committals were disposed, while 13 petty sessions cases were disposed and 3

became inactive. This led to an estimated weighted clearance rate of 118.75% for these types of cases, ranging from 160% for petty sessions to 100% each for summary matters, committal proceedings and indictments.

Case Activity on Child Welfare Matters (A Division of the Children's Court)

This section examines case activity for matters classified as child welfare in the Hanover Family Court in the first quarter ended March 31, 2021. Matters falling under the child welfare subdivision are uncontrollable child and childcare and protection cases.

Table 1.0: Summary of child welfare case activity in the first quarter ended March 31, 2021

Case Type	Number of new cases filed	Number of cases disposed	Number of inactive cases	Case Clearance Rate (%)
Uncontrollable child	21	12	5	80.95
Child Care and Protection	39	32	1	84.62
Total/Weighted Average	60	44	6	83.33

A sample of 60 child welfare cases filed in the first quarter of 2021 revealed that the larger proportion of 39 or 65% were childcare and protection cases, while cases of uncontrollable child with 21 or 35% accounted for the remaining proportion. A total of 50 child welfare cases were disposed or became inactive in the quarter, 33 of which were child care and protection cases and 17 were uncontrollable child cases. This led to an estimated weighted case clearance rate of 83.33% for these types of cases.

Family matters case activity at the Hanover Family Court in the first quarter of 2021

This section examines primary activity for cases classified under the broad category of family matters in the Westmoreland Family Court in the first quarter of 2021. Matters falling under this broad category which are included in this report are maintenance, custody, legal guardianship, access and declaration of paternity.

Table 1.0: Summary of family case activity for cases in the first quarter ended March 31, 2021

Case Subtype	Number of new cases filed	Number of cases disposed	Number of inactive cases	Case Clearance Rate (%)
Custody	50	95	3	196.00
Declaration of Paternity	21	32	1	157.14
Access	19	10	0	52.63
Legal Guardianship	3	1	0	33.33
Maintenance	106	133	7	132.08
Total/Weighted Average	199	271	11	141.71

The 199 new cases which were filed at the Westmoreland Family Court in the first quarter of 2021 under the broad family matters case category revealed that the largest proportion were maintenance matters with 106 cases or 53.27% of the sample. This was followed by 50 or 25.13% which were custody cases and 21 or 10.55% which were cases of declaration of paternity. There were also 19 access cases and 3 legal guardianship cases, rounding off the distribution of new cases filed in this category. A total of 282 cases were disposed or became inactive in the quarter. This is subdivided into 133 disposed and 7 inactive maintenance cases, 95 disposed and 3 inactive custody cases, 32 disposed and 1 inactive declaration of paternity cases, 10 disposed access cases and 1 disposed legal guardianship case. These outcomes led to an estimated overall weighted

case clearance rate of 141.71% for family matters category of cases, led by a rate of 196% for the subcategory of custody cases.

Summary of Case Activity for Domestic Violence Cases in the first quarter of 2021 at the Westmoreland Family Court

The below subsection provides a basic summary of case activity for Domestic Violence cases filed at the Family Court in Westmoreland in the first quarter of 2021.

Table 1.0: Summary of domestic violence case activity for cases in in the first quarter ended March 31, 2021

Type of Restraining Order	Number of new cases filed	Number of cases disposed	Number of inactive cases	Case Clearance Rate (%)
Protection Order	93	45	2	50.54
Occupation Order	24	11	0	45.83
Total/Weighted Average	117	56	2	49.57

The data above shows that there was a total of 117 new domestic violence cases filed in the first quarter of 2021 at the Westmoreland Family Court. Of this, there were 93 protection order cases and 24 occupation order cases. A total of 58 Domestic Violence of these cases were either disposed or became inactive during the quarter. There were 45 disposed and 2 inactive protection order cases, and 11 disposed occupation order cases. This produces an estimated weighted case clearance rate of 49.57% for these case types and is below the international standard.

Summary of case activity for civil matters at the Westmoreland Family Court

The below subsection provides a basic summary of case activity for civil matters at the Westmoreland Family Court in the first quarter of 2021.

Table 1.0: Summary of civil case activity for the first quarter ended March 31, 2021

Number of new cases filed	Number of cases disposed	Number of inactive cases	Case Clearance Rate (%)
20	38	0	190.00

The data above shows that there was a total of 20 new civil cases filed in the first quarter of 2021 at the Westmoreland Family Court. There was also a total of 38 civil cases which were disposed of during the quarter at this court. This produces an estimated case clearance rate of 190%, which exceeds the international standard.

Summary of case activity across all business lines for the first quarter of 2021 at the Westmoreland Family Court

Table 1.0: Summary of case activity across all business lines for the first quarter ended March 31, 2021

Aggregate Number of new cases filed	Number of cases disposed	Number of inactive cases	Weighted Case Clearance Rate (%)
428	440	26	108.88

The above table shows that the Westmoreland Family Court had 428 new cases in the first quarter of 2021, while the court disposed of 440 cases and 26 cases became inactive. This produces an estimated weighted clearance rate of 108.88% across all the case types in the quarter. Civil cases with 190% had the highest clearance rate, followed by family cases with

141.71%, criminal cases with 118.75% and child welfare cases with 83.33%. Domestic violence cases had the lowest estimated case clearance rate in the quarter with 49.57%.

Chapter 4.0: The Hanover Family Court (A division of the Western Regional Family Court)

This chapter of the document will examine a summary of a range output and performance measurements for matters in the Hanover Family Court for the first quarter ended March 31, 2021. Such will involve analyses of caseload, case type distribution and case clearance rates for the different business lines of the family court.

Case Activity Summary in the Criminal Section (A Division of the Children's Court)

Table 1.0: Summary of criminal case activity for cases in the first quarter ended March 31, 2021

Case Type	Number of new cases filed	Number of cases disposed	Number of inactive cases	Case Clearance Rate (%)
Committal	3	4	1	166.67
Indictments	3	10	0	333.33
Summary	6	13	1	233.33
Petty Session	4	11	0	275.00
Total/Weighted Average	16	38	2	250.00

The above table shows the distribution by case type for 16 criminal cases filed at the Hanover Family Court in the first quarter of 2021. Of these, 6 or 37.50% of the sample were summary matters, 4 or 25% were summary matters, 3 or 18.75% were indictments and 3 or 18.75% were committal proceedings. There was a total of 40 cases disposed or which became inactive during the quarter. Of these, 13 summary cases were disposed and 1 became inactive, 10 indictments were disposed, 4 committals were disposed and 1 became inactive, and 11 petty session cases were disposed. This led to an estimated weighted clearance rate of 250% for criminal cases at the Hanover Family Court in the quarter, ranging from 333.33% for indictments to 166.67% for committal proceedings.

Case Activity on Child Welfare Matters (A Division of the Children's Court)

This section examines case activity for matters classified as child welfare in the Hanover Family Court in the first quarter ended March 31, 2021. Matters falling under the child welfare subdivision are uncontrollable child and childcare and protection cases.

Table 1.0: Summary of child welfare case activity in the first quarter ended March 31, 2021

Case Type	Number of new cases filed	Number of cases disposed	Number of inactive cases	Case Clearance Rate (%)
Uncontrollable child	7	14	0	200.00
Child Care and Protection	22	18	0	81.82
Total/Weighted Average	29	32	0	110.34

A sample of 29 child welfare cases filed in the first quarter of 2021 revealed that the larger proportion of 22 or 75.86% of the sample were childcare and protection cases while cases of uncontrollable child with 7 or 24.14% accounted for the remaining proportion. A total of 32 child welfare cases were disposed in the quarter, 18 of which were child care and protection cases and 14 were uncontrollable child cases. This led to an estimated weighted case clearance rate of 110.34% for child welfare cases as a whole in the first quarter of 2021.

Family matters case activity at the Hanover Family Court in the first quarter of 2021

This section examines primary activity for cases classified under the broad category of family matters in the Hanover Family Court in the first quarter of 2021. Matters falling this broad case category which are included in this report are maintenance, custody, legal guardianship, access and declaration of paternity matters.

Table 1.0: Summary of case activity for family matters in the first quarter ended March 31, 2021

Case Subtype	Number of new cases filed	Number of cases disposed	Number of inactive cases	Case Clearance Rate (%)
Custody	48	63	2	135.42
Declaration of Paternity	9	12	1	144.44
Access	12	6	0	50.00
Legal Guardianship	1	0	0	0.00
Maintenance	49	60	2	126.53
Total	119	141	5	122.69

The 119 new cases which were filed at the Hanover Family Court in the first quarter of 2021 under the broad family matters case category revealed that the largest proportion were maintenance matters with 49 cases or 41.18%. This was followed by 48 or 40.34% which were custody cases and 12 or 10.08% which were access cases. There were also 9 declaration of paternity cases and 1 legal guardianship case, rounding off the distribution of new cases filed in this category. A total of 146 cases were disposed or became inactive in the quarter. This is subdivided into 60 disposed and 2 inactive maintenance cases, 63 disposed and 2 inactive custody cases, 12 disposed and 1 inactive declaration of paternity cases and 6 disposed access cases. These outcomes led to an estimated overall weighted case clearance rate of 122.69% for the family matters category of cases.

Summary of Case Activity for Domestic Violence Cases in the first quarter of 2021 at the Hanover Family Court

The below subsection provides a basic summary of case activity for Domestic Violence cases filed at the Family Court in Hanover in the first quarter of 2021.

Table 1.0: Summary of domestic violence case activity for cases in in the first quarter ended March 31, 2021

Type of Restraining Order	Number of new cases filed	Number of cases disposed	Number of inactive cases	Case Clearance Rate (%)
Protection Order	63	31	5	57.14
Occupation Order	15	10	1	73.33
Total/Weighted Average	78	41	6	60.26

The data above shows that there was a total of 78 new domestic violence cases filed in the first quarter of 2021 at the Hanover Family Court. Of this, there were 63 protection order cases and 15 occupation order cases. A total of 41 Domestic Violence cases were either disposed or became inactive during the quarter. There were 31 disposed and 5 inactive protection order cases, and 10 disposed and 1 inactive occupation order case. This produces an estimated weighted case clearance rate of 60.26% for these case types which is below the international standard.

Summary of case activity for civil matters at the Hanover Family Court

The below subsection provides a basic summary of case activity for civil matters at the Hanover Family Court in the first quarter of 2021.

Table 1.0: Summary of civil case activity for the first quarter ended March 31, 2021

Number of new cases filed	Number of cases disposed	Number of inactive cases	Case Clearance Rate (%)
7	14	0	200

The data above shows that there was a total of 7 new civil cases filed in the first quarter of 2021 at the Hanover Family Court. There was also a total of 14 civil cases which were disposed of during

the quarter at this court. This produces an estimated case clearance rate of 200%, which exceeds the international standard.

Summary of case activity across all business lines for the first quarter of 2021 at the Hanover Family Court

Table 1.0: Summary of case activity across all business lines for the first quarter ended March 31, 2021

Aggregate Number of new cases filed	Number of cases disposed	Number of inactive cases	Weighted Case Clearance Rate (%)
249	266	13	112.05

The above table shows that 249 new cases were filed at the Hanover Family Court across the case type samples, while 266 cases were disposed and 13 became inactive. This produces an estimated weighted clearance rate of 112.05% across all the case types in the first quarter of 2021. The criminal category of cases with 250%% had the highest clearance rate, followed by civil cases with 200%, family cases with 122.69%, child welfare cases with 110.34% and domestic violence cases with 60.26%.

Chapter 5.0: The Trelawny Family Court

This chapter of the document will examine a summary of selected output and performance measurements for matters in the St. James Family Court for the first quarter ended March 31, 2021. Such will involve analyses of caseload, case type distribution, case clearance rates for the different business lines of the family court.

Case Activity Summary in the Criminal Section (A Division of the Children's Court)

Table 1.0: Summary of criminal case activity for cases in the first quarter ended March 31, 2021

Case Type	Number of new cases filed	Number of cases disposed	Number of inactive cases	Case Clearance Rate (%)
Committal	2	2	-	100.00
Indictments	9	3	-	33.33
Summary	5	6	-	120.00
Petty Session	9	11	-	122.22
Total/Weighted Average	25	22	0	88.00

The above table shows that the sample of 25 criminal cases filed at the Trelawny Family Court in first quarter of 2021. Of these, 9 or 36% each were petty sessions and indictment matters respectively, 5 or 20% were summary matters and 2 or 8% were committals. There was a total of 22 criminal cases disposed during the quarter. Of these, 6 summary cases were disposed, 3 indictments were disposed, 2 committals were disposed, and 11 petty session matters were disposed of during the quarter. This led to an estimated weighted clearance rate of 88% for these types of cases.

Case Activity on Child Welfare Matters (A Division of the Children's Court)

This section examines case activity for matters classified as child welfare in the Trelawny Family Court in the first quarter ended March 31, 2021. Matters falling under the child welfare subdivision are uncontrollable child and childcare and protection cases.

Table 1.0: Summary of child welfare case activity in the first quarter ended March 31, 2021

Case Type	Number of new cases filed	Number of cases disposed	Number of inactive cases	Case Clearance Rate (%)
Uncontrollable child	1	5	1	600.00
Child Care and Protection	19	23	2	131.58
Total/Weighted Average	20	28	3	155.00

There were 20 child welfare cases filed at the Trelawny Family Court in the first quarter of 2021, the larger proportion of which were childcare and protection cases which accounted for 19 or 95%, while cases of uncontrollable child with 1 or 5% accounted for the remaining proportion. A total of 28 child welfare cases were disposed, while 3 became inactive during the quarter. 23 child care and protection cases were disposed of during the quarter, while 5 uncontrollable child cases were disposed. There was 1 inactive uncontrollable child case which became inactive during the quarter and 2 childcare and protection cases which became inactive. These results led to estimated case clearance rates of 131.58% for child care and protection cases and 600% for uncontrollable child cases, further yielding a weighted average case clearance rate of 155%, which exceeds the international standards on this vital metric.

Family matters case activity summary for the Trelawny Family Court in the first quarter of 2021

This section examines primary activity for cases classified under the broad category of family matters in the Trelawny Family Court in the first quarter of 2021. Matters falling this broad case category which are included in this report are maintenance, custody, legal guardianship, access and declaration of paternity matters.

Table 1.0: Summary of case activity for family matters in the first quarter ended March 31, 2021

Case Subtype	Number of new cases filed	Number of cases disposed	Number of inactive cases	Case Clearance Rate (%)
Custody	47	21	3	51.06
Declaration of Paternity	14	7	2	64.29
Access	14	5	2	50.00
Maintenance	42	31	15	109.52
Total/Weighted Average	117	64	22	73.50

The 117 new cases filed at the Trelawny Family Court in the first quarter of 2021 revealed that the largest proportion were custody matters with 47 cases or 40.17% of the sample. This was followed by 42 or 35.90% which were maintenance matters and 14 or 11.97% each which were cases of declaration of paternity and for access matters. A total of 86 cases falling under this broad family category were disposed or became inactive in the quarter. This is broken down into 31 disposed and 15 inactive maintenance cases, 21 disposed and 3 custody cases, 7 disposed and 2 inactive declaration of paternity cases, and 5 disposed and 2 inactive access cases. This led to an overall estimated weighted average case clearance rate of 73.50% for the broad family case type, led by maintenance cases with the highest rate of 109.52%, declaration of paternity with 64.29% and custody with 51.06%.

Summary of Case Activity for Domestic Violence Cases in the first quarter of 2021 at the Trelawny Family Court

The below subsection provides a basic summary of case activity for Domestic Violence cases filed at the Family Court in Trelawny in the first quarter of 2021.

Table 1.0: Summary of domestic violence case activity for cases in the first quarter ended March 31, 2021

Number of new cases filed	Number of cases disposed	Number of inactive cases	Case Clearance Rate (%)
43	34	8	97.67

The data above shows that there was a total of 43 new domestic violence cases filed in the first quarter of 2021 at the Trelawny Family Court. A total 42 Domestic Violence of these cases were either disposed or became inactive during the quarter. This produces an estimated case clearance rate of 97.67%, which satisfies the international standard.

Summary of case activity for civil matters at the Trelawny Family Court

The below subsection provides a basic summary of case activity for civil matters at the Trelawny Family Court in the first quarter of 2021.

Table 1.0: Summary of civil case activity for cases in the first quarter ended March 31, 2021

Number of new cases filed	Number of cases disposed	Number of inactive cases	Case Clearance Rate (%)
12	6	2	66.67

The data above shows that there was a total of 12 new civil cases filed in the first quarter of 2021. There were also a total 8 civil cases which were disposed of or became inactive in the first quarter

of 2021 at the Trelawny Family Court. This produces an estimated case clearance rate of 66.67%, which is below the international standard.

Summary of case activity across all business lines for the first quarter of 2021 at the Trelawny Family Court

Table 1.0: Summary of case activity across all business lines for the first quarter ended March 31, 2021

Aggregate Number of new cases filed	Number of cases disposed	Number of inactive cases	Weighted Case Clearance Rate (%)
217	154	35	87.10

The above table shows that 217 new cases were filed at the Trelawny Family Court across the case type samples, while 154 cases were disposed and 35 became inactive. This produces an estimated weighted clearance rate of 87.10% across all the case types in the first quarter of 2021. The child welfare category of cases with 155% had the highest clearance rate, followed by domestic violence cases with 97.67%, criminal cases with 88%, family cases with 73.50% and civil cases with 66.67%.

Aggregate Case Activity Summary

Aggregate case flow performance estimates for the first quarter ended March 31, 2021

Family Court	Number of new cases	Gross Number of disposed cases	Gross number of Inactive cases	Weighted Average Case Clearance Rate (%)
Corporate Area Family Court	522	658	63	138.12
Hanover Family Court	249	266	13	112.05
St. James Family Court	642	615	27	100.00
Westmoreland Family Court	428	440	26	108.88
Trelawny Family Court	217	154	35	87.10
Total/Weighted Average	2058	2133	164	111.61

The above table provides a summary of aggregate case activity across the featured specialized Family Courts in the first quarter of 2021. It shows that a total of 2058 new cases were filed in these courts, while 164 became inactive and 2133 were disposed, leading to an estimated weighted case clearance rate of 111.61%. The Corporate Area Family Court recorded the highest overall weighted case clearance rate among the featured courts with 138.12%, followed by the Hanover Family Court with 112.05%.

Conclusion

The first quarter report included five of the country's specialized family court operations. On its own the family courts are arguable among the most complex arms of the parish court system, catering to a wide range of business lines, case activity and services and thus there is a technical difficulty in attempting to compare the family courts to many other courts. Nevertheless, the family courts closed the first quarter of 2021, continuing the trend of being among the leaders in several key performance indices such as the case clearance rates. In fact, the overall case clearance rates for the five specialized family courts included in this report is 111.61% which exceeds that of most other business lines in the court system over the same period. The Corporate Area Family Court led the way on this vital measurement in the quarter by registering a rate of 138.12% across the business lines, followed by the Hanover Family Court with 112.05%. All three courts that make up the Western Regional Family Court registered case clearance rates of 100% or more for the first quarter of 2021, with Westmoreland scoring 108% and St. James at 100%. The Trelawny Family Court at 87.10% ranked lowest on this measurement among the sampled courts in the quarter.

These performances which are reflective of a broader consistent trend among these courts is an indication that good strides are being made to reduce case backlog and in so doing to make a monumental contribution to the accomplishment of the broader quantitative objectives which are set out in the strategic plan of the judiciary. Among these key quantitative targets are the realization of a court-wide case clearance rate of 130%, a court-wide trial date certainty rate of 95% and concomitantly an overall net case clearance rate of under 5%. Achieving these and other

key targets will almost certainly place the Jamaican court system among the most productive in the world.

Glossary of Terms

Sampling Distribution: A sampling distribution of a given population is the distribution of frequencies of a range of outcomes that could possibly occur for a statistic of a population. A population is the entire pool from which a statistical sample is drawn.

Clearance rate: The ratio on incoming to outgoing cases or of new cases filed to cases disposed, regardless of when the disposed cases originated. For example, in a given Term 100 new cases were filed and 110 were disposed (including cases originating before that Term) the clearance rate is $110/100$ or 110%. A distinction is sometimes made between the gross and net case clearance rates. The simple difference is that the net rate completely excludes inactive cases from its computation while the gross rate does not.

Note: The clearance rate could therefore exceed 100% but the disposal rate has a maximum value of 100%.

A persistent case clearance rate of less than 100% will eventually lead to a backlog of cases in the court system. The inferred international benchmark for case clearance rates is an average of 90%-110 annualized. This is a critical foundation to backlog prevention in the court system.¹

Disposal rate: As distinct from clearance rate, the disposal rate is the proportion of new cases filed which have been disposed in a particular period. For example, if 100 new cases are filed in a particular Term and 80 of those cases were disposed in said Term, then the disposal rate is 80%. A distinction is sometimes made between the gross and net case disposal rates. The simple difference is that the net rate completely excludes inactive cases from its computation while the gross rate does not.

Note: A persistent case clearance rate of less than 100% will eventually lead to a backlog of cases in the court system.ⁱⁱ

Trial/hearing date certainty: This is the proportion of dates set for trial or hearing which proceed without adjournment. For example, if 100 trial dates are set in a particular Term and 40 are adjourned, then the trial certainty rate would be 60%. The international standard for this measure is between 92% and 100%.

Courtroom utilization rate: The proportion of courtrooms in full use on a daily basis or the proportion of hours utilized in a courtroom on a daily basis. The international standard for this rate is 100%.

Case congestion rate: The ratio of pending cases to cases disposed in a given period. It is an indication of how fatigued a court is, given the existing state of resources and degree of efficiency. A case congestion rate of 150% for example, is an indication that given the resources currently at a court's disposal and its degree of efficiency, it is carrying 1.5 times its capacity.

Case File Integrity Rate: Measures the proportion of time that a case file is fully ready and available in a timely manner for a matter to proceed. Hence, any adjournment, which is due to the lack of readiness of a case file or related proceedings for court at the scheduled time, impairs the case file integrity rate. The international benchmark for the case file integrity is 100%

Standard deviation: This is a measure of how widely spread the scores in a data set are **around** the average value of that data set. The higher the standard deviation, the higher the variation of

the raw scores in the data set, from the average score. A low standard deviation is an indication that the scores in a data set are clustered around the average.

Outlier: An outlier is a value that is too small or too large, relative to the majority of scores/trend in a data set.

Skewness: This is measure of the distribution of scores in a data set. It gives an idea of where the larger proportion of the scores in a data set can be found. Generally, if skewness is positive as revealed by a positive value for this measure, this suggests that a greater proportion of the scores in the data set are at the lower end. If the skewness is negative as revealed by a negative value for this measure, it generally suggests that a greater proportion of the scores are at the higher end. If the skewness measure is approximately 0, then there is roughly equal distribution of scores on both the higher and lower ends of the average figure.

Range: This is a measure of the spread of values in a data set, calculated as the highest minus the lowest value. A larger range score may indicate a higher spread of values in a data set.

Case backlog: A case that is in the court system for more than two years without disposition.

Case backlog: A case that is in the court system for more than two years without disposition. The **gross backlog rate** measures the proportion of all cases filed within a given period which remain unresolved for a period of over two years. The **net backlog rate** on the other hand measures the proportion of active cases filed in a given period which are unresolved for over two years.

Percentile Rank: This refers to the percentage of scores that are equal to or less than a given score. Percentile ranks, like percentages, fall on a continuum from 0 to 100. For example, a percentile rank of 45 indicates that 45% of the scores in a distribution of scores fall at or below the score at the 35th percentile.

Percentile ranks are useful when you want to quickly understand how a particular score compares to the other scores in a distribution of scores. For instance, knowing a court disposed 300 cases in a given period doesn't tell you much. You don't know how many case disposals were possible, and even if you did, you wouldn't know how that court's score compared to the rest of the courts. If, however, you were told that the court scored at the 80th percentile, then you would know that this court did as well or better than 80% of the courts in case disposals.

Difference between percentage and percentile changes: The difference between percentage and percentage points, the latter is strictly used to compare two percentages, for example, if the clearance rate in 2018 was 89% and the clearance rate in 2019 is 100%, then the appropriate expression to compare these would be "an 11 percentage points increase". However, if we are comparing two absolute numbers, say, 1000 cases were disposed in 2018, and 1500 in 2019, then there would be a 50% increase in cases disposed.

Weighted Average: Weighted average is a calculation that takes into account the varying degrees of significance of the groups or numbers in a data set. In calculating a weighted average for a particular variable, the individual scores or averages for each group are multiplied by the weight or number of observations in each of those groups, and summed. The outcome is then divided by the summation of the number of observations in all groups combined. For example, if we wish to calculate the weighted average clearance rate for the parish courts, the product of the

clearance rate and number of cases for each court are computed, added, and then divided by the total number of cases across all the parish courts. This means that a court with a larger caseload has a greater impact on the case clearance rate than a smaller court.

A weighted average can be more accurate than a simple average in which all numbers in a data set are assigned an identical weight.

Continuance and Adjournment: In a general sense, any delay in the progression of a hearing in which a future date/time is set or anticipated for continuation is a form of adjournment. However, in order to make a strict distinction between matters which are adjourned for procedural factors and those which are generally avoidable, court statistics utilizes the terms ‘continuance’ and ‘adjournment’. Here, ‘continuance’ is used strictly to describe situations in which future dates are set due to procedural reasons and ‘adjournments’ is used to describe the circumstances in which future dates of appearance are set due to generally avoidable reasons. For example, adjournments for another stage of hearing, say from a plea and case management hearing to a trial hearing or from the last date of trial to a sentencing date are classified as ‘continuance’ but delays for say, missing or incomplete files, due to outstanding medical reports or attorney absenteeism are classified as ‘adjournments’. Adjournments as defined in this document have an adverse effect on hearing date certainty rates but continuances do not.

Source:

<http://courts.mi.gov/Administration/SCAO/Resources/Documents/bestpractice/BestPracticeCaseAgeClearanceRates.pdf>

ⁱ *Source:*

<http://courts.mi.gov/Administration/SCAO/Resources/Documents/bestpractice/BestPracticeCaseAgeClearanceRates.pdf>

